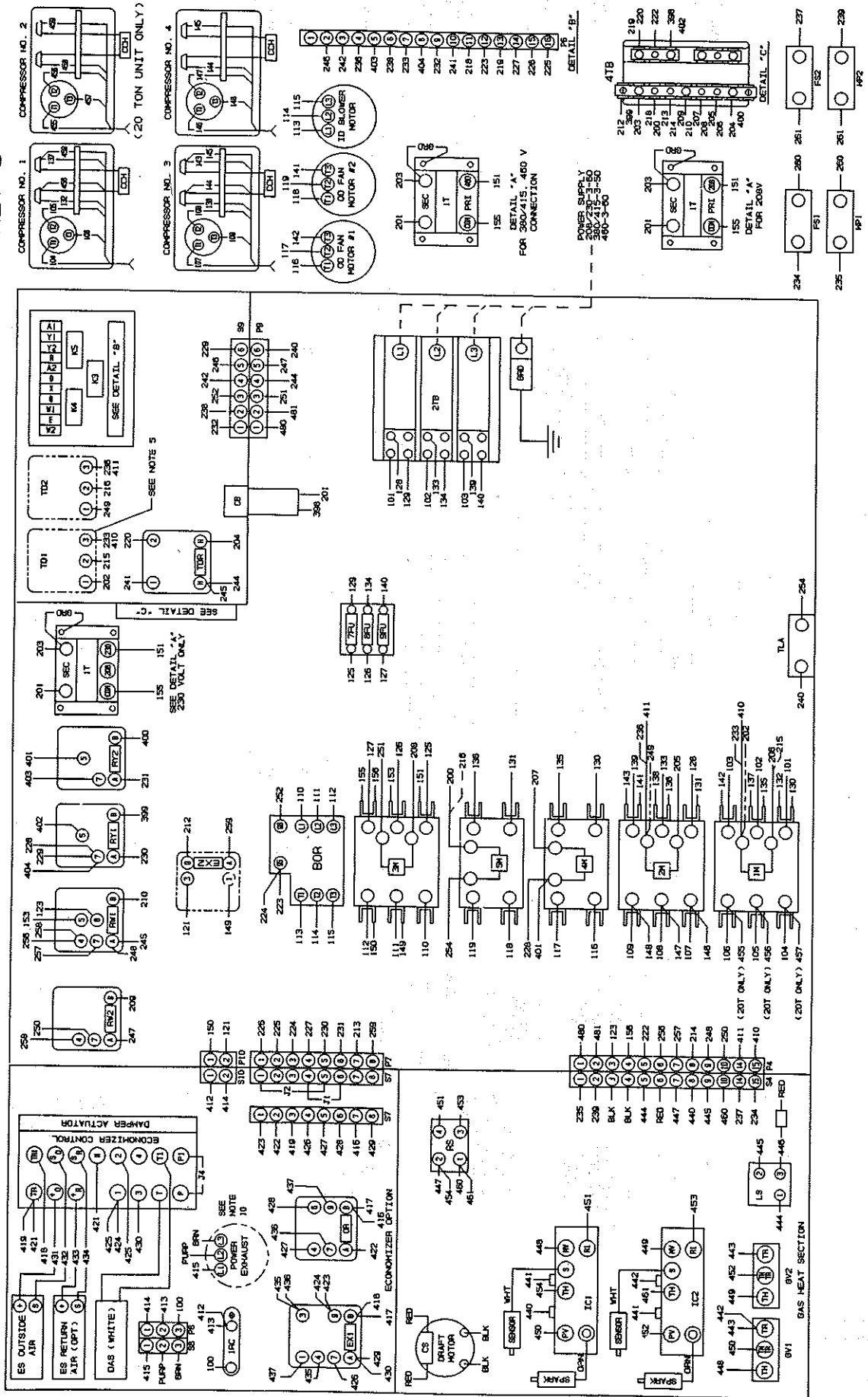


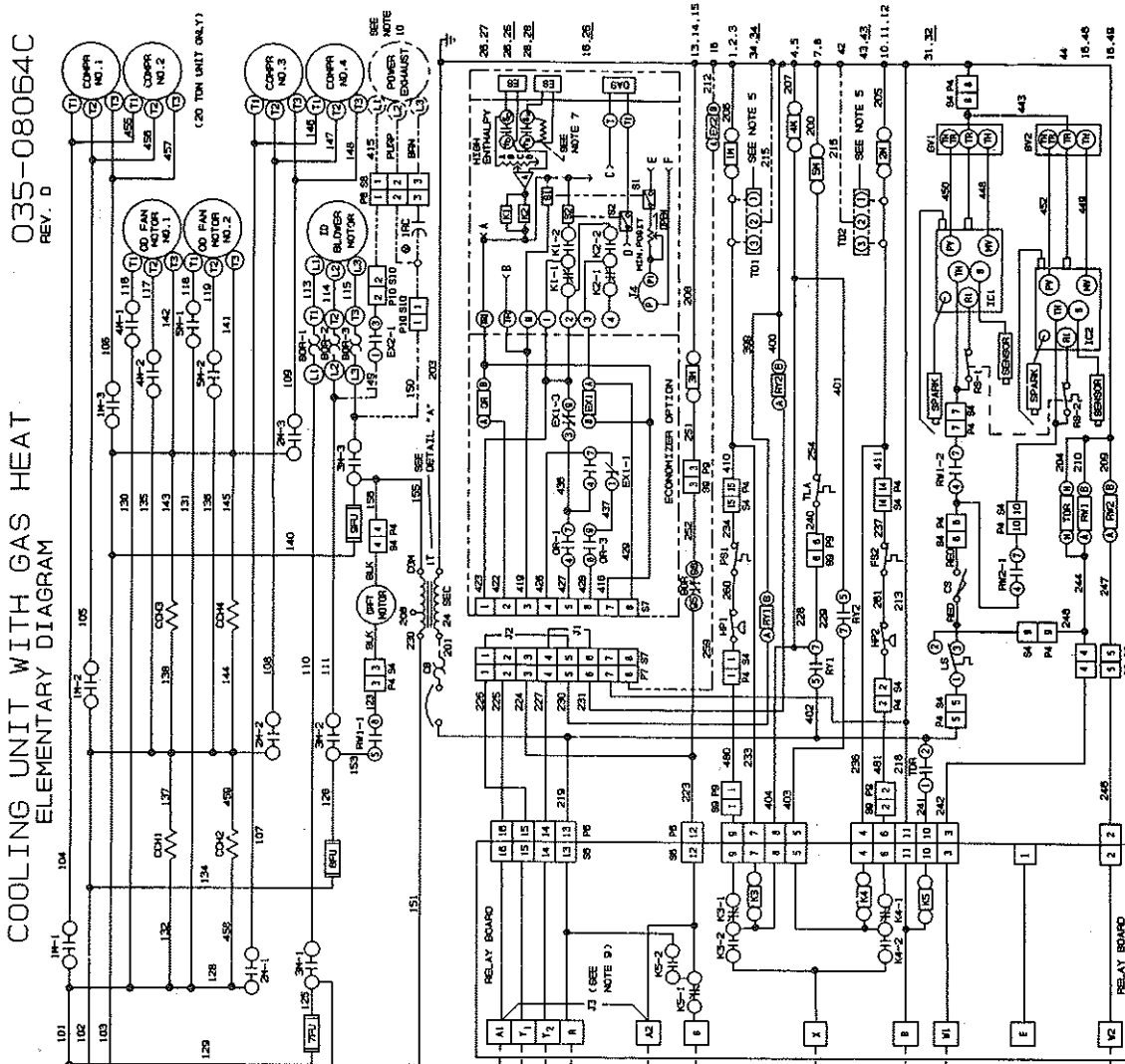
035-08065C
 REV D

COOLING UNIT WITH GAS HEAT
 CONNECTION DIAGRAM



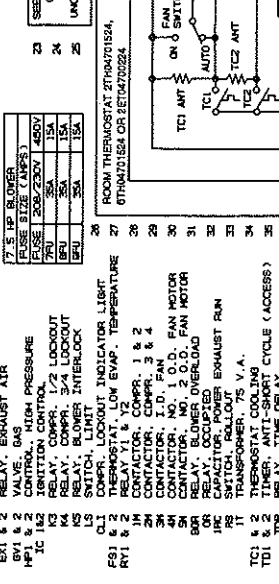
035-08064C
REV. D

COOLING UNIT WITH GAS HEAT
ELEMENTARY DIAGRAM



NOTES:

- FIELD WIRING PER: (1) NATIONAL ELECT. CODE (N.E.C.) AND/OR (2) LOCAL ELECTRICAL CODES (L.E.C.)
- WIRING PRACTICES & SYMBOLS PER AIR GRAPHIC
- TYPE AND SIZE OF WIRE MUST BE IDENTIFIED WITH THE UNIT MAKE BE REMOVED OR REPLACED WITH THE SAME TYPE AND SIZE OF WIRE OR EQUIVALENT. FOR SPECIFIC WIRING REQUIREMENTS, SEE THE WIRING MANUAL FOR THIS UNIT.
- WHEN T01 IS INSTALLED, WIRES 233 & 410 AT THE COIL ARE CONNECTED TO TERMINAL 3 OF T01. WIRE 202 IS THEN WIRE 233 & 411 AT THE COIL IS CONNECTED TO TERMINAL 3 OF T02. WIRE 249 IS THEN CONNECTED TO 2M COIL.
- I.D. BLOWER MOTOR IS PERMANENTLY PROTECTED EXCEPT (RETURN AIR) IS INSTALLED.
- RESISTOR ACROSS 91 & 92 MUST BE INSTALLED FOR (RETURN AIR) IS INSTALLED.
- SEEKER SIZE AND "ON" CIRCUIT WIRE MUST BE IDENTIFIED.
- REMOVE JUMPER "J3" IF OCCUPIED SWITCH IS INSTALLED. OTHERWISE "J3" MUST BE INSTALLED BETWEEN "A1" AND "A2" OR LOW SPEED WIRE AT MOTOR TERM. BLOCK PER MOTOR DIAGRAM.



3 HP BLOWER

FUSE SIZE (AMPS)
200/230V 3-60
380/415V 3-60
480/575V 3-60

5 HP BLOWER

FUSE SIZE (AMPS)
200/230V 480V
270/300V 575V
360/415V 690V
480/575V 825V

LEGEND

- COHPR COMPRESSOR
- COHPR NO. 1 COMPRESSOR
- COHPR NO. 2 COMPRESSOR
- COHPR NO. 3 COMPRESSOR
- COHPR NO. 4 COMPRESSOR
- FAN MOTOR NO. 1 FAN MOTOR
- FAN MOTOR NO. 2 FAN MOTOR
- RELAY RELAY
- RELAY NO. 1 RELAY
- RELAY NO. 2 RELAY
- RELAY NO. 3 RELAY
- RELAY NO. 4 RELAY
- RELAY NO. 5 RELAY
- RELAY NO. 6 RELAY
- RELAY NO. 7 RELAY
- RELAY NO. 8 RELAY
- RELAY NO. 9 RELAY
- RELAY NO. 10 RELAY
- RELAY NO. 11 RELAY
- RELAY NO. 12 RELAY
- RELAY NO. 13 RELAY
- RELAY NO. 14 RELAY
- RELAY NO. 15 RELAY
- RELAY NO. 16 RELAY
- RELAY NO. 17 RELAY
- RELAY NO. 18 RELAY
- RELAY NO. 19 RELAY
- RELAY NO. 20 RELAY
- RELAY NO. 21 RELAY
- RELAY NO. 22 RELAY
- RELAY NO. 23 RELAY
- RELAY NO. 24 RELAY
- RELAY NO. 25 RELAY
- RELAY NO. 26 RELAY
- RELAY NO. 27 RELAY
- RELAY NO. 28 RELAY
- RELAY NO. 29 RELAY
- RELAY NO. 30 RELAY
- RELAY NO. 31 RELAY
- RELAY NO. 32 RELAY
- RELAY NO. 33 RELAY
- RELAY NO. 34 RELAY
- RELAY NO. 35 RELAY
- RELAY NO. 36 RELAY
- RELAY NO. 37 RELAY
- RELAY NO. 38 RELAY
- RELAY NO. 39 RELAY
- RELAY NO. 40 RELAY
- RELAY NO. 41 RELAY
- RELAY NO. 42 RELAY
- RELAY NO. 43 RELAY
- RELAY NO. 44 RELAY
- RELAY NO. 45 RELAY
- RELAY NO. 46 RELAY
- RELAY NO. 47 RELAY
- RELAY NO. 48 RELAY
- RELAY NO. 49 RELAY
- RELAY NO. 50 RELAY
- RELAY NO. 51 RELAY
- RELAY NO. 52 RELAY
- RELAY NO. 53 RELAY
- RELAY NO. 54 RELAY
- RELAY NO. 55 RELAY
- RELAY NO. 56 RELAY
- RELAY NO. 57 RELAY
- RELAY NO. 58 RELAY
- RELAY NO. 59 RELAY
- RELAY NO. 60 RELAY
- RELAY NO. 61 RELAY
- RELAY NO. 62 RELAY
- RELAY NO. 63 RELAY
- RELAY NO. 64 RELAY
- RELAY NO. 65 RELAY
- RELAY NO. 66 RELAY
- RELAY NO. 67 RELAY
- RELAY NO. 68 RELAY
- RELAY NO. 69 RELAY
- RELAY NO. 70 RELAY
- RELAY NO. 71 RELAY
- RELAY NO. 72 RELAY
- RELAY NO. 73 RELAY
- RELAY NO. 74 RELAY
- RELAY NO. 75 RELAY
- RELAY NO. 76 RELAY
- RELAY NO. 77 RELAY
- RELAY NO. 78 RELAY
- RELAY NO. 79 RELAY
- RELAY NO. 80 RELAY
- RELAY NO. 81 RELAY
- RELAY NO. 82 RELAY
- RELAY NO. 83 RELAY
- RELAY NO. 84 RELAY
- RELAY NO. 85 RELAY
- RELAY NO. 86 RELAY
- RELAY NO. 87 RELAY
- RELAY NO. 88 RELAY
- RELAY NO. 89 RELAY
- RELAY NO. 90 RELAY
- RELAY NO. 91 RELAY
- RELAY NO. 92 RELAY
- RELAY NO. 93 RELAY
- RELAY NO. 94 RELAY
- RELAY NO. 95 RELAY
- RELAY NO. 96 RELAY
- RELAY NO. 97 RELAY
- RELAY NO. 98 RELAY
- RELAY NO. 99 RELAY
- RELAY NO. 100 RELAY

Supersedes: Nothing
Subject to change without notice. Printed in U.S.A.

DRW 3M 290 .10

Codes: WBV, WBW

035-08482

Central Environmental Systems

Post Office Box 1592

York Pennsylvania 17405-1592