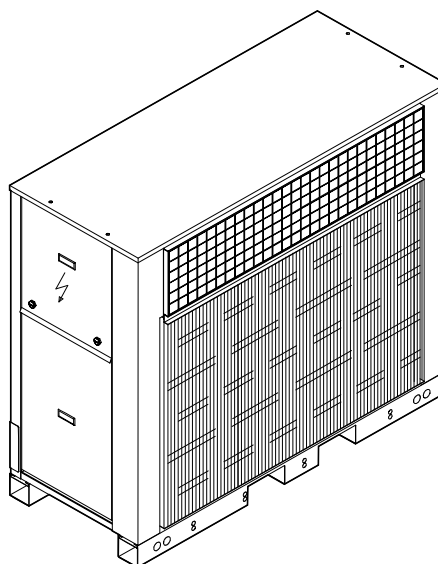




BY JOHNSON CONTROLS

# LARGE SPLIT AIR - AIR VITALITY SERIES Air Conditioners VCH 20A to 90A / VIR 25A to 90A



## General Information

Ref.: N-40459\_EN 0316



## Index

<b>1</b>	<b>General Information.....</b>	<b>1</b>
<b>1.1</b>	<b>Copyright.....</b>	<b>2</b>
<b>1.2</b>	<b>Introduction.....</b>	<b>2</b>
<b>1.3</b>	<b>Unit identification.....</b>	<b>3</b>
1.3.1	Product nomenclature.....	3
1.3.2	Rating plate.....	4
1.3.3	Serial number plate.....	4
<b>1.4</b>	<b>Contacting the manufacturer.....</b>	<b>5</b>
<b>1.5</b>	<b>Single point of contact.....</b>	<b>5</b>

1

---

## **General Information**

## 1.1 Copyright

© Copyright 2016 Johnson Controls Inc. – All rights reserved.

No part of this document may be reproduced, published, stored in an electronic database or transmitted in any form or by any means without the permission of Johnson Controls Inc.

In keeping with its policy of continuous improvement of product quality, Johnson Controls Inc. reserves the right to make changes at any time, without prior notification and without obligation to incorporate them into products already sold. As such, this document may have been subject to modification during the life of the product.

As a consequence, some images used for illustration may not correspond to this specific model. No claims will be accepted based on the data, illustrations or descriptions in this manual.

No modification may be made to the unit without prior written authorisation by the manufacturer.

## 1.2 Introduction

This manual provides the necessary information for the safe and correct use of the unit. Along with the rest of the documents provided with the unit, this document forms an integral part of the user and installation manual. As such, it should be kept in good condition in a suitable place.

**READ AND UNDERSTAND THIS MANUAL BEFORE USING THE UNIT.** This document provides the knowledge required to use the unit safely and efficiently along with the necessary instructions for installation and maintenance. Using this knowledge guarantees the condition and operating safety of the unit.

Store these documents in an appropriate place that is easy to find to be sure that the information included in them remains available. If you need another copy, contact Johnson Controls Inc.: [Contacting the manufacturer](#), see on page 5.

## 1.3 Unit identification

### 1.3.1 Product nomenclature


VITALITY Series					
	Indoor	Model	Rated cooling capacity	Version	Fins
V	I	R: reversible	25: 25 kW 40: 40 kW 45: 45 kW 60: 60 kW 75: 75 kW 90: 90 kW	A	A: aluminium B: blue fin C: copper
			20		A

VITALITY Series					
	Air - Air Ducts	Model	Rated cooling capacity	Version	Fins
V	C	H: heat pump	20: 20 kW 25: 25 kW 30: 30 kW 40: 40 kW 45: 45 kW 60: 60 kW 75: 75 kW 90: 90 kW	A	A: aluminium B: blue fin C: copper
			20		A

### 1.3.2 Rating plate

The rating plate is located on one of the corner panels of the unit, visible to users.


It specifies the defining features of the air conditioning unit. The CE marking logo is on the upper left margin.

CONTROL		 Johnson Controls Klima ve Soğutma, Servis San. ve Tic. A.Ş. (Manisa Şb.) Muradiye Sanayi Bölgesi Dr. Orhan Aksoy Cad. No: 14 Manisa/Türkiye 0099	
MOD.	<input type="text"/>	SAP COD.	<input type="text"/>
INDOOR HEAT EXCHANGER			
MAXIMUM TEMPERATURE (TS)	<input type="text"/> °C	MAXIMUM PRESSURE (PS)	<input type="text"/> MPa
<input type="text"/> kW COOLING	<input type="text"/> kW HEATING	AIR FLOW	<input type="text"/> m <sup>3</sup> /s
OUTDOOR HEAT EXCHANGER			
MAXIMUM TEMPERATURE (TS)	<input type="text"/> °C	MAXIMUM PRESSURE (PS)	<input type="text"/> MPa
AIR FLOW	<input type="text"/> m <sup>3</sup> /s		
COMPRESSORS n°	<input type="text"/>	OPERATING WEIGHT	<input type="text"/> Kg. <input type="text"/> dBA
REFRIG	<input type="text"/>	KG.SYS.1+	<input type="text"/> KG.SYS.2+ <input type="text"/> KG.SYS.3
<input type="text"/> PHASES	<input type="text"/> V.	<input type="text"/> Hz.	<input type="text"/> kW <input type="text"/> IP.
COOLING CEE <sub>e</sub>	<input type="text"/> W/W	<input type="text"/> (FL)AMPS.	<input type="text"/> (LR)AMPS.
HEATING CEE <sub>e</sub>	<input type="text"/> W/W	<input type="text"/> (FL)AMPS.	<input type="text"/> (LR)AMPS.
GAS FURNACE HEATING			
HEATING TOTAL	<input type="text"/> kW	GAS SUPPLY RANGE	MIN. <input type="text"/> kPa
NET	<input type="text"/> kW	MAX.	<input type="text"/> kPa
CEE	<input type="text"/>		

### 1.3.3 Serial number plate

The serial number plate is located next to the rating plate on one of the corner panels of the unit, visible to users.

It contains the serial number that uniquely identifies the HVAC unit, and the manufacture date. The CE marking logo is on the upper left margin.

CONTROL		 Single Point of Contact within EU: Johnson Controls Inc. Mayfield House, Juniper Park, Fenton Way Basildon, Essex, S15 6RZ, United Kingdom.	
S/N.	80011F2999999		

Description of the unit's serial number coding (i.e. **80011F2999999**):

- **8001**: Place of manufacture, Manisa.
- **1**: Decade of manufacture, 2010 - 2019.
- **F**: Month of manufacture, June (A, B, C, D, E, F, G, H, K, L, M, N).
- **2**: Manufacture year corresponding to the decade.
- **999999**: Unit serial number.

## 1.4 Contacting the manufacturer

Contact Johnson Controls Inc. with any queries, complaints or claims or to order spare parts.

Johnson Controls Klima ve Soğutma, Servis San. ve Tic. A.Ş (Manisa Şb.)

Muradiye Sanayi Bölgesi Dr. Orhan Aksoy Cad. No: 14 PK: 45140 Manisa/Türkiye

Website: [www.johnsoncontrols.com](http://www.johnsoncontrols.com)

## 1.5 Single point of contact

The single point of contact within the EU where Surveillance Authorities can request technical documentation

Johnson Controls Inc.

Product Regulatory Compliance

Mayne House, Juniper Park. Fenton Way Basildon, Essex, SS15 6RZ, United Kingdom.

Web: [www.johnsoncontrols.com](http://www.johnsoncontrols.com)